



# COURTEPOINTE QUÉBEC

## QUILT RACK – ASSEMBLY INSTRUCTIONS

### List of parts for mounting the carousel and accordion styles:

DESCRIPTION OF PARTS		QUANTITY		QUANTITY
Heads	MOUNTING CAROUSEL	5	ACCORDION MOUNTING	9
Wooden Vertical Poles - 1½" x 1½"		5		9
Metal Bases		5		9
Horizontal Bases, adjustable between 96" and 120"		4		8
Adjustable Quilt Supports, adjustable between 96" and 120"		8		16
Quilt Support Hooks		16		32
Nuts		18		34

**Note:** These are the only two mounting methods that ensure the stability of the quilts shown.

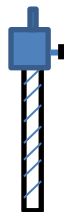
### ASSEMBLY STEPS

#### Step 1



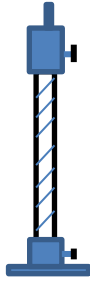
Take one head to assemble on a wooden pole.

#### Étape 2



Screw the head onto the pole and tighten the nut until you feel the wood of the pole, without too much force, about a ¼ turn.

### Step 3



Screw the pole and head assembly onto the base making sure that the nuts are on the same side and tighten as in Step 2.

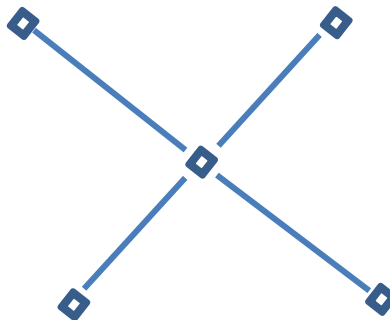
### Step 4

Prepare a diagram on the floor according to the set-up style you have chosen, being either accordion or carousel.

#### **MOUNTING DIAGRAMS**

##### **Carousel Mounting:**

From a centre post, measure 96" or more from centre. Place other supports in an X formation (as shown below). For a carousel setup you need 5 vertical supports to show 8 quilts.



##### **Accordion mounting:**

Set up supports at 45° angles. For an accordion setup, you require 9 vertical posts to show 16 quilts.



**Double Carousel Mounting:**

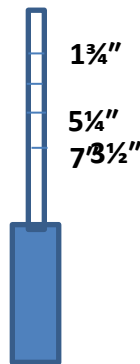
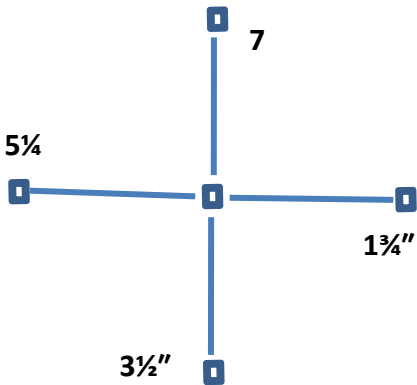
A double carousel can become a straight line with lateral walls. You need 9 vertical supports to hang 16 quilts.

DOUBLE CAROUSEL MOUNTING	PARTS DESCRIPTION	QUANTITY
	Heads	9
	Vertical Wooden Poles 1½" x 1½"	9
	Metal Bases	9
	Horizontal Bases, adjustable between 96" and 120"	8
	Quilt Supports, adjustable between 96" and 120"	16
	Hooks for Quilt Supports	32
	Nuts	34



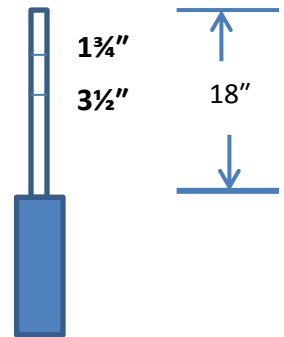
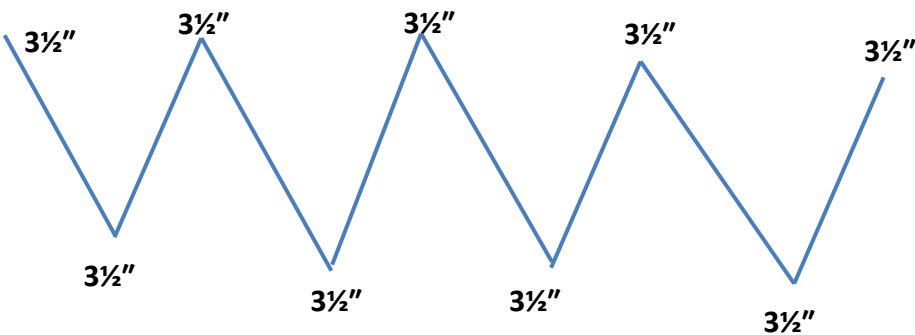
**Horizontal Mounting Bar:**

- **Carrousel Style:**

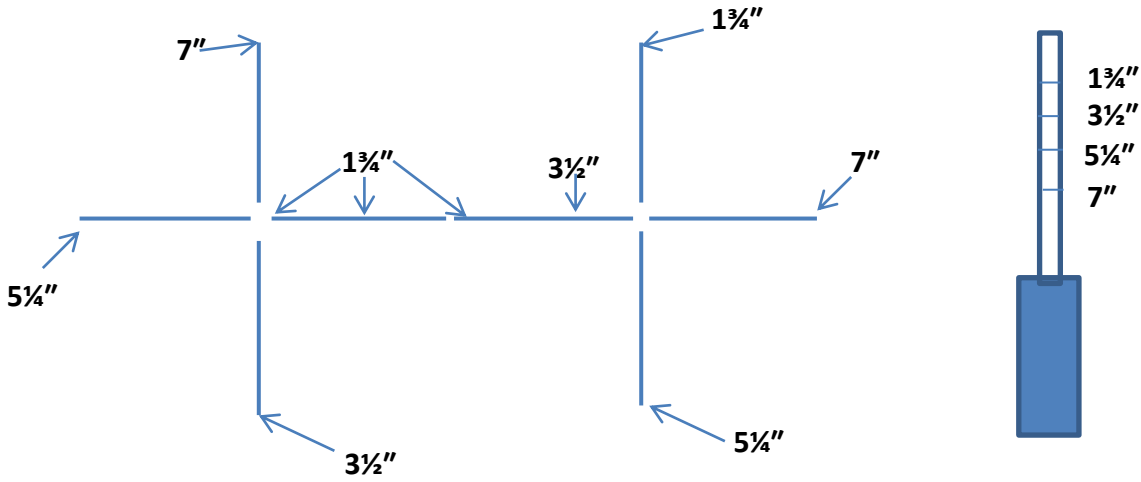


**Note:** For the centre pole, the first ring is installed at 7".

- **Accordion Style:**



- **Double Carousel Style:**



FOR ANY FURTHER INFORMATION, PLEASE CONTACT  
[administration@courtepointequebec.com](mailto:administration@courtepointequebec.com)